



OPERATOR'S SUPPLEMENT FOR

XPS2-RF™ HWS® (HOLOGRAPHIC WEAPON SIGHT)

L-3 EOTech® Technical Manual ver. E

MAY 2015



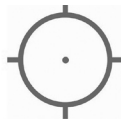
Notes:

- A. The primary XPS user manual is to be referenced for all other data not specified in this supplement.
- B. The XPS2-RF model is not intended or warranted for use with calibers other than .22LR or smaller .

XPS2-RF Equipment Description

Operation

- Optics: Transmission holography
- Magnification: 1x
- Eye Relief: Unlimited
- Length/Width/Height: 3.5"x2"x2.2" (91.4 x 50.8 x 55.8mm)
- Weight: 7.0 oz (197g)
- Water Resistant: Resistant
- Sealing: Fog resistant internal optics
- Color/Finish: Non-reflective black
- Adjustment (per click): 0.5 MOA (1/2" (12.7mm) at 100 yds (91m)) when zeroing
- Adjustment Range: +/- 40 MOA travel
- Protective Hood: None
- Mount: 3/8" Dovetail (does not work with 1" Weaver or Mil-Std 1913 rails).
- Reticle Options: 0- 68MOA circle with quadrant ticks with 1 MOA aiming dot



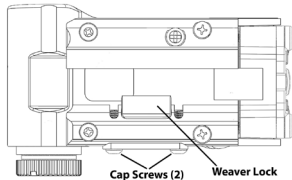
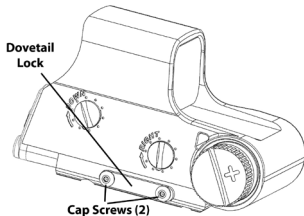
This commodity is controlled under the Export Administration Regulations (EAR), ECCN 0A987, and may not be exported to a Foreign Person, either U.S. or abroad, without a license or exception from the U.S. Department of Commerce.

MOUNTING

The XPS2-RF™ is equipped with an integrated base designed to attach to a 3/8" (9.5mm) dovetail rail. To achieve the best results and accuracy, the HWS® must be mounted properly. To mount the sight, please follow these steps.

1. Turn the two cap screws counterclockwise to back out weaver lock. Do not back the bolt all of the way out of the lock, only enough for the base to sit properly on the rail.
2. Turn the set screws clockwise, drawing the weaver lock into the rail until the screw head is flush to the weaver lock.
3. Using the 1/16 allen tool, rotate the cap screws an additional 1/2 turn to fully tighten. This is equivalent to approximately 6 in-lb (0.07 kgm) of torque.

Note: This model is not intended or warranted for use with calibers other than .22LR or smaller .



FACTORY REPLACEMENT ITEMS

Part number

Description

XP1100

Threaded Battery Cap – 123 Lithium Battery

XP2020

Weaver Lock for 3/8" dovetail

REPLACEMENT PARTS COMMERCIALY AVAILABLE

1/16" Allen Tool

#4-40 x 1/2" button cap screw

**OUR PRODUCT IS PROUDLY MANUFACTURED IN THE
UNITED STATES OF AMERICA**